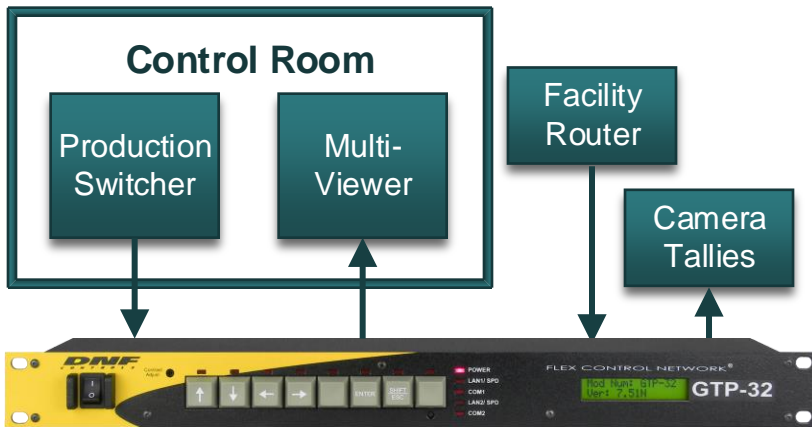


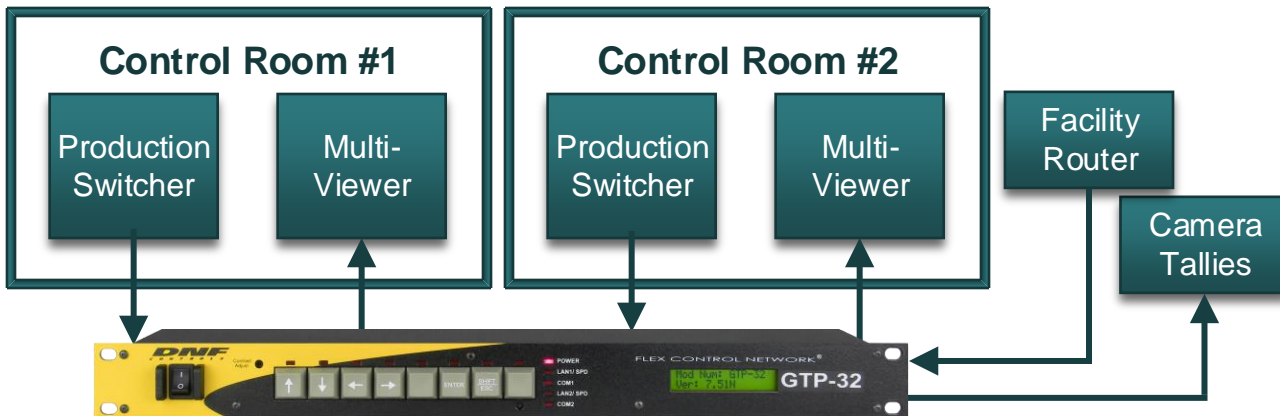
TALLY MANAGER™ Tally Control System System Configurations



Basic System #1

GTP-32 Control Processor with:
Redundant Power Option
1- Tally Manager License
1- Router Protocol
1- Production Switcher Protocol
1- Multi-viewer Protocol
32- Camera Tally GPOs (included)

Optional: GTP-32BP Breakout Panel
for Tally GPOs



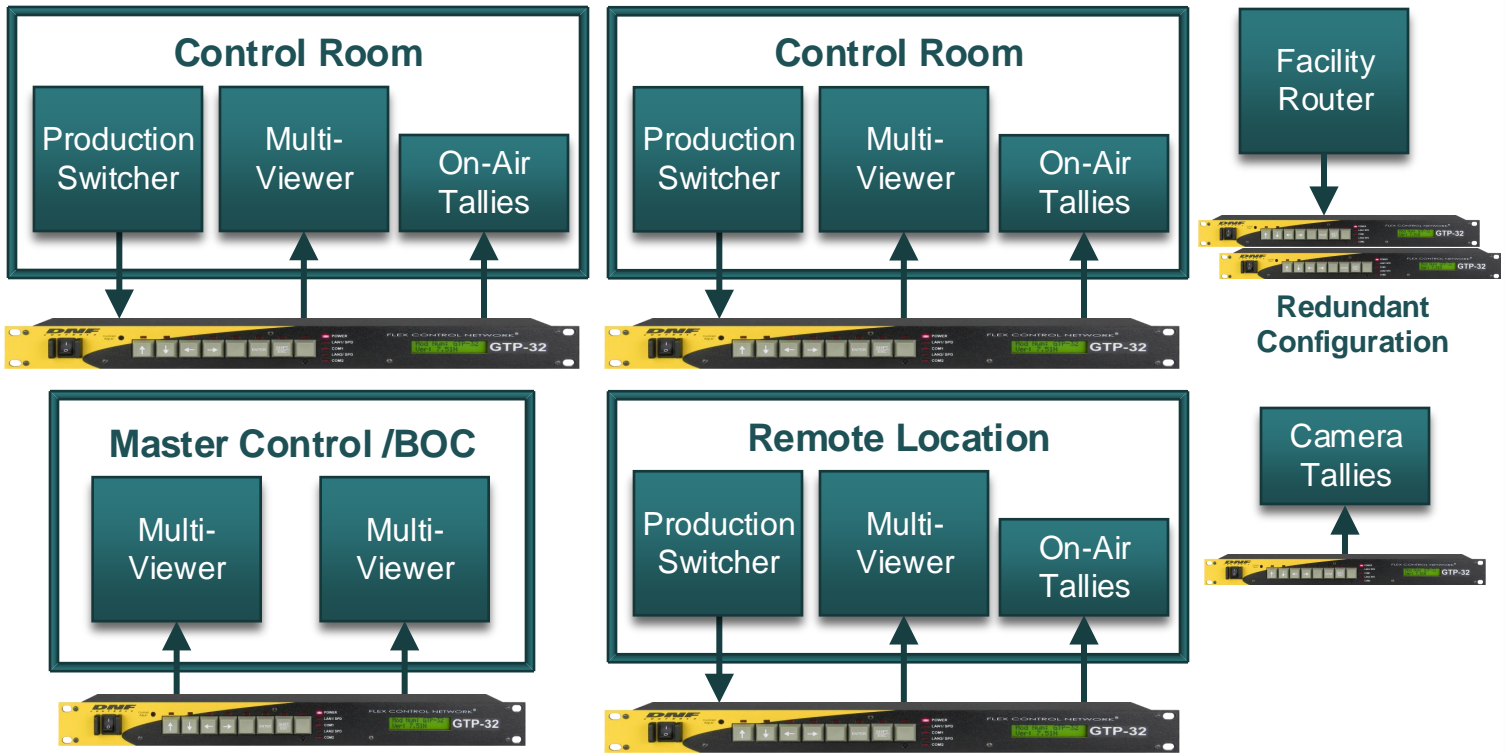
Basic System #2

GTP-32 Control Processor with:
Redundant Power Option
1- 8 Channel License
1- Tally Manager License
1- Router Protocol
1- Production Switcher Protocol
1- Multi-viewer Protocol
32- Camera Tally GPOs (included)

Optional: GTP-32BP Breakout Panel
for Tally GPOs

TALLY MANAGER™ Tally Control System System Configurations

Enterprise-wide System



GTP-32 Control Processor with:
 Redundant Power Option
 Tally Manager License
 Router Protocol (if required)
 Production Switcher Protocol (if required)
 Multi-viewer Protocol (if required)
 Camera Tally GPOs (included)

**Optional: GTP-32BP Breakout Panel
 for Tally GPOs**

Multi-viewers:

Best practices: Connect the multi-viewer output cards in each room or area to their own Tally Manager Control Channel.

Now, Control Room #1 can make changes or restore a show configuration to their monitor wall without impacting Control Room #2, which is on the air.